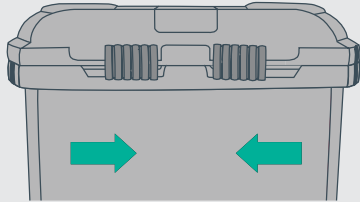


# M64 Medismart

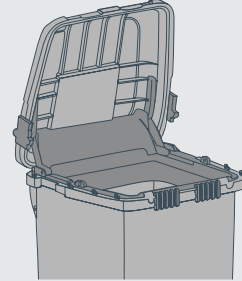
REGULATED MEDICAL WASTE | INSTRUCTIONS FOR USE

## TO OPEN



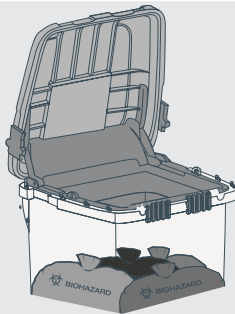
Slide both front locks towards centre.

## USAGE



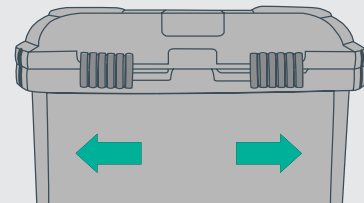
Open lid fully in order to deposit medical waste. When used in conjunction with foot pedal accessory, step on foot pedal to open collector.

## IN USE



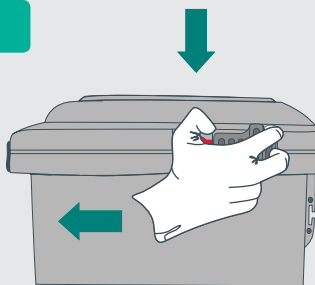
Fill with medical waste **only**. Once full, the collector must be permanently locked and replaced.

## CLOSE

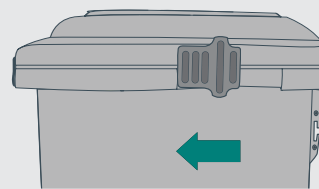


Slide both front locks away from each other.

## LOCK



**1** Depress red tab and slide both side catches completely forward.



**2** Both side locks must be engaged in a fully forward position.

PLEASE NOTE  
Side locks are permanent!

### Remember

**STRICTLY NO LOOSE SHARPS** to be deposited into this collector.  
**ALWAYS WASH HANDS** after handling waste.  
**DO NOT OVERFILL** maximum gross weight 16kgs.