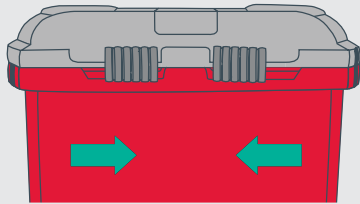


CT64 Chemosmart

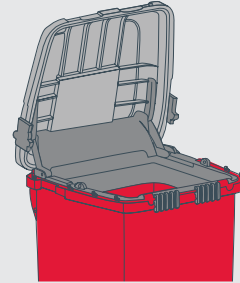
CYTOTOXIC WASTE DISPOSAL | INSTRUCTIONS FOR USE

TO OPEN



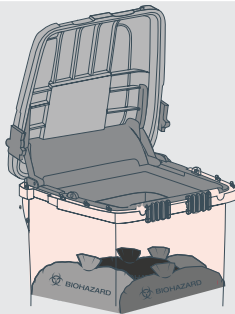
Slide both front locks towards centre.

USAGE



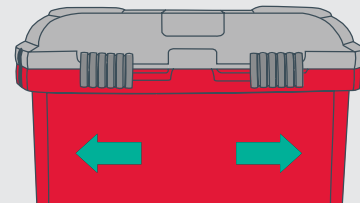
Open lid fully in order to deposit cytotoxic waste. When used in conjunction with foot pedal accessory, step on foot pedal to open collector.

IN USE



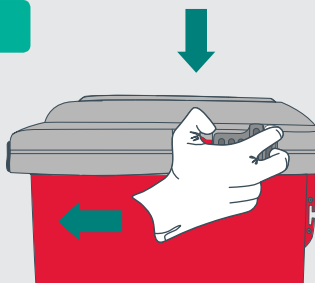
Fill with cytotoxic waste **only**.
Once full, the collector must be permanently locked and replaced.

CLOSE

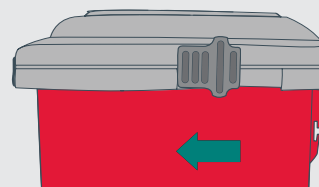


Slide both front catches away from each other.

LOCK



1 Depress red tab and slide both side catches completely forward.



2 Both side locks must be engaged in a fully forward position.

PLEASE NOTE
Side locks are permanent!

Remember

STRICTLY NO LOOSE SHARPS to be deposited into this collector.
ALWAYS WASH HANDS after handling waste.
DO NOT OVERFILL maximum gross weight 16Kgs.